

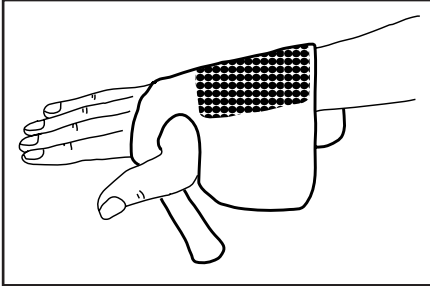


North Coast

NeoFlex™ Wrist Wrap

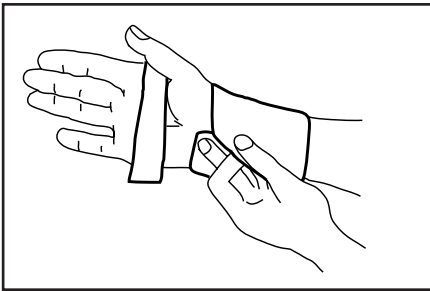
Indications:

For wrist injuries requiring moderate wrist restraint. A standard vinyl wrist wrap is attached to a neoprene inner glove to provide additional restraint. The neoprene strap that passes between the thumb and index finger may be trimmed to provide a custom fit.

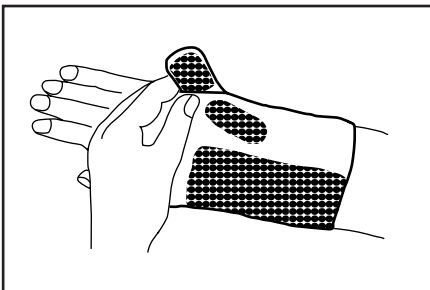


Instructions:

1. Place the neoprene inner glove on the dorsal hand with the loop closure centered on the top of the wrist.

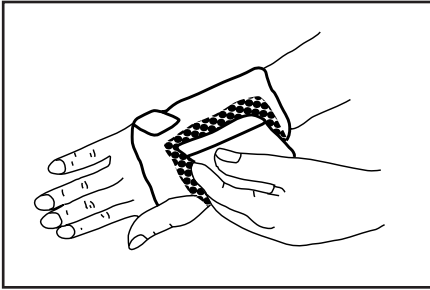


2. Bring the underside around and fasten the neoprene snugly to the hook closure.

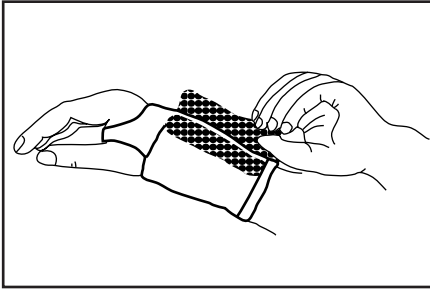


3. Bring the palmar strap between the thumb and index finger across the palm of the hand and attach to the small loop closure on the side of the glove.

NeoFlex™ Wrist Wrap



4. Attach the end of the vinyl wrist wrap using the hook side with the loop material on the top of the neoprene glove.



5. Bring the vinyl wrist strap around the wrist and attach it to the hook end of the vinyl wrap to provide firm, comfortable support.

Care Instructions:

Hand wash in cool water. Allow to air dry.
Secure velcro during washing.

NeoFlex™ Wrist Wraps

	Left	Right	Circumference of distal forearm
Small	NC73981-1	NC73981-2	5½" to 7" (14 to 18 cm)
Medium	NC73981-3	NC73981-4	7" to 8" (18 to 20 cm)
Large	NC73981-5	NC73981-6	8" to 11" (20 to 28 cm)

To be used under the guidance of a qualified medical professional.



North Coast Medical, Inc.
Gilroy, California U.S.A.
Authorised Representative
Medica Surgical Innovations Ltd.
BB2 4PB UK