

Phoenix™ Slotted Pulleys

Intended Purpose

These non-sterile components are used to create a custom, lightweight outrigger support for static or dynamic splinting of hand and wrist.


Indications

Optimal positioning of the wrist and digits post injury or diagnosis using a combination of the outrigger components.

Contraindications

Skin irritation. Allergy to Steel or Aluminum.

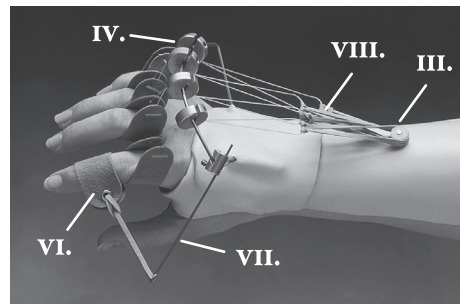
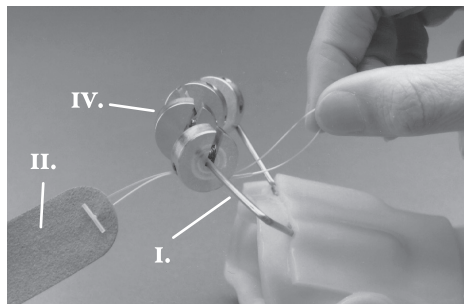
Note: Continuously monitor the patient's condition and the splinting site during use. Make adjustments as necessary. Do not use excessive pressure on bony prominences or sensitive areas during application. Advise patient to monitor for adverse reactions or complications that may arise during use, such as swelling, numbness, or changes in skin color.



Instructions for Use

The following photos show examples of how the pulley may be used in combination with additional outrigger components.

Phoenix Outrigger Splint


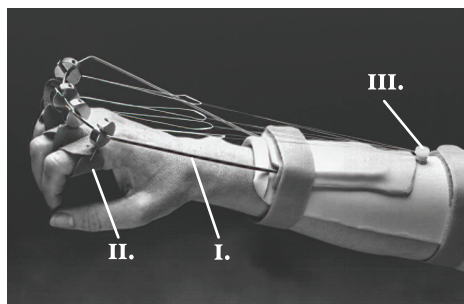


Parts used:

- I. dorsal outrigger bar, wide arch, 4" (10cm)
- II. finger sling, pre-tied
- III. thumb screw
- IV. slotted pulleys
- V. hex wrench (shown below)
- VI. finger sling with grommets
- VII. radial outrigger bar
- VIII. rubber bands

Use the hex wrench (V.) to position the pulleys (IV.) and adjust the angle of pull. Turn right to tighten. Turn left to loosen. The outrigger bar (I.) may be bent and angled to the necessary position. If the outrigger is placed in a vise, then its angle can be adjusted more easily.

Phoenix Extended Outrigger Splint



Parts used:

- I. dorsal outrigger bar, wide arch, 3.5" (9cm)
- II. finger sling, pre-tied
- III. thumb screw
- IV. slotted pulleys
- V. hex wrench


Instructions For Care: Hand wash in cool water and mild soap. Air dry.

Warning:

- Avoid direct contact of components with open wounds or damaged skin.
- Do not attempt to punch or drill holes in the thermoplastic while it is on the patient's hand.
- Choking Hazard - Keep out of reach of children.
- Discontinue use or adjust fit if patient shows signs of irritation, impaired circulation, increased pain or discomfort, or allergic reactions such as redness, itching, tingling, rash, or color changes in the affected area.
- Use of the Phoenix Slotted Pulleys for other than its intended purposes may cause injury.

Caution:

- Patient should have appropriate skin hygiene practices to prevent complications associated with prolonged splint use.
- Store kit and components in a clean and dry area.



North Coast Medical, Inc.
135 E Main Ave, Suite 110
Morgan Hill, CA 95037—U.S.A.

ICON (LR) Limited
South County Business Park
Leopardstown, Dublin 18
D18 XSR3, Ireland

Allenspach Medical AG
Dornacherstrasse 5
4710 Balsthal, Switzerland

North Coast Medical, Inc.
www.ncmedical.com

12760IFU-156-1-V1.0 2024