

# Multi-Use Electrodes

## USE AND CARE *Do's and Don'ts for product longevity*

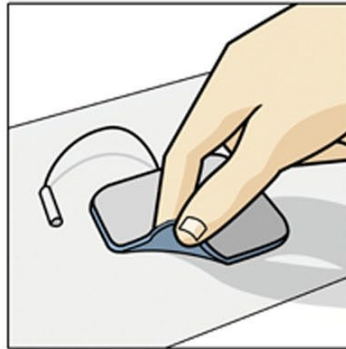
***With proper care your electrodes will perform better and last longer.***

Please note that when Electrodes show wear and tear they should be replaced with a new set to ensure that you will continue to receive quality performance. Remember, Electrodes are disposable.

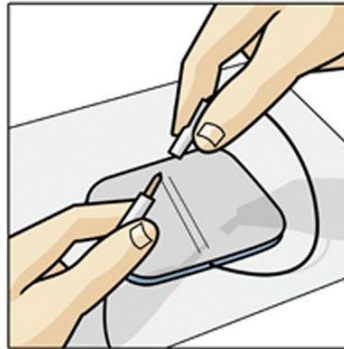
***The following guidelines will help you get more use out of your electrodes.***



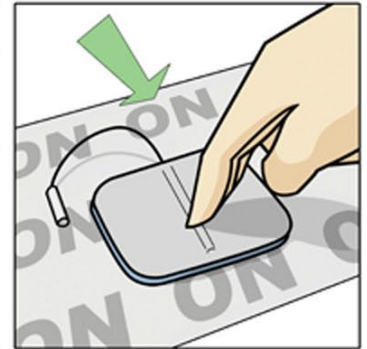
- Make sure skin is clean, dry, and free from lotion.



- Remove Electrodes by lifting the edge.



- While disconnecting or inserting pin, hold the pin connector



- Return Electrodes to the "ON" side of the Release Liner.



- Do not submerge Electrodes in water.



- Do not remove Electrodes by pulling the leadwire.



- Do not pull the leadwire to remove the pin.



- Do not place Electrodes on the "NO" side of the Release Liner.

### ***Additional Tips:***

- Electrodes are intended for single patient use.
- Consult stimulator manual for proper Electrode size.
- If an Electrode's gel becomes dry, re-hydrate it with droplets of water.
- When not in use, always reseal Electrodes in their original package and store at room temperature.
- The use of hot and cold packs will cause an Electrode's gel to break down over time.